For Display Purposes Only

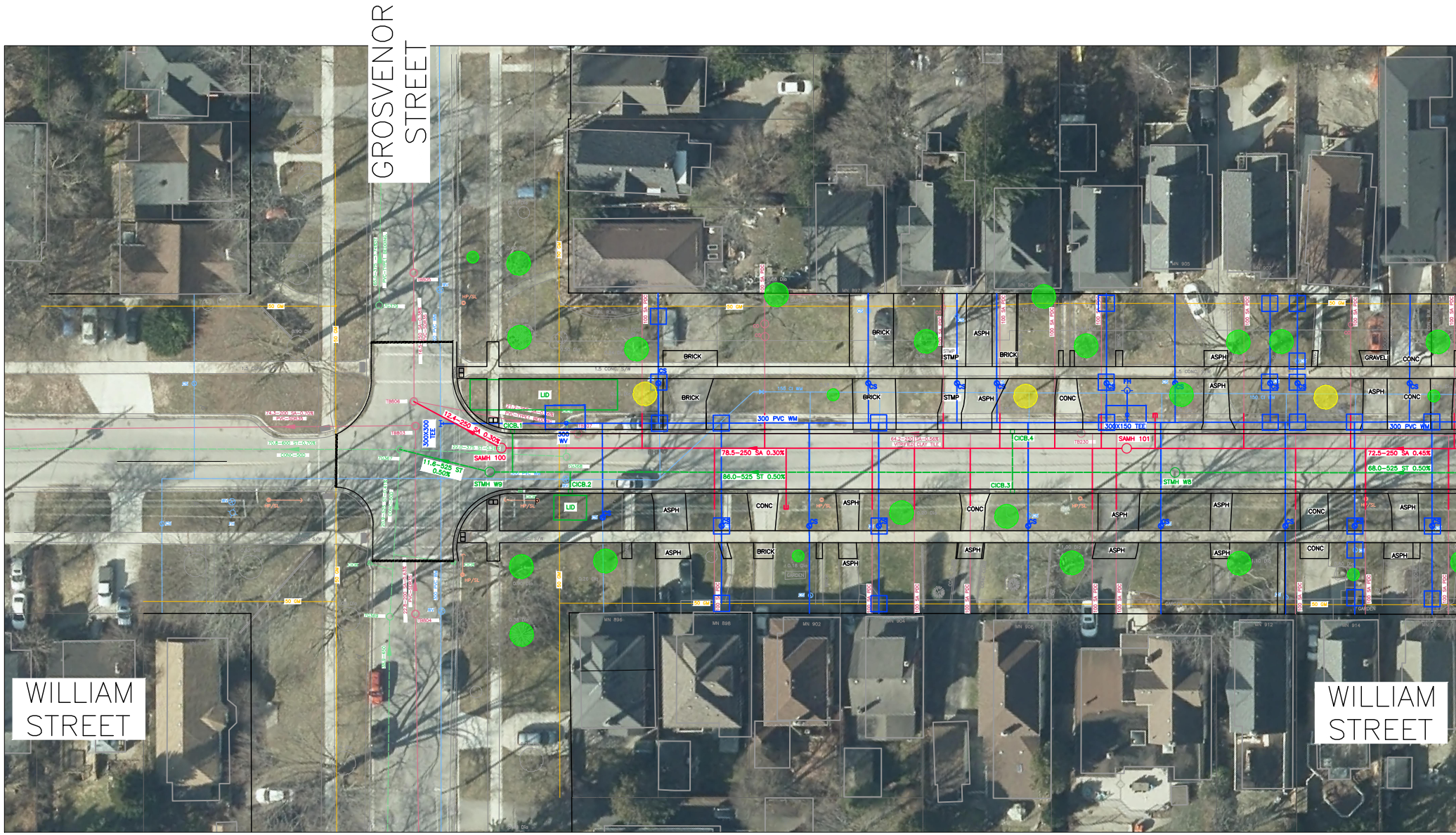
GROSVENOR STREET
WILLIAM STREET
WILLIAM STREET
300 PVC WM
300X150 TEE
300X300 TEE
SAMH 100
SAMH 101
STMH W9
STMH W8
CICB.1
CICB.2
CICB.3
CICB.4
LID
LID
12.4–250 SA 0.30%
11.6–525 ST 0.50%
78.5–250 SA 0.30%
86.0–525 ST 0.50%
72.5–250 SA 0.45%
68.0–525 ST 0.50%
50 GM
BRICK
ASPH
CONC
STMP
GRAVEL
FH

Conditions of Use

Verify elevations and/or dimensions on drawing prior to use. Report any discrepancies to Dillon Consulting Limited.

Do not scale dimensions from drawing.

Do not modify drawing, re-use it, or use it for purposes other than those intended at the time of its preparation without prior written permission from Dillon Consulting Limited.

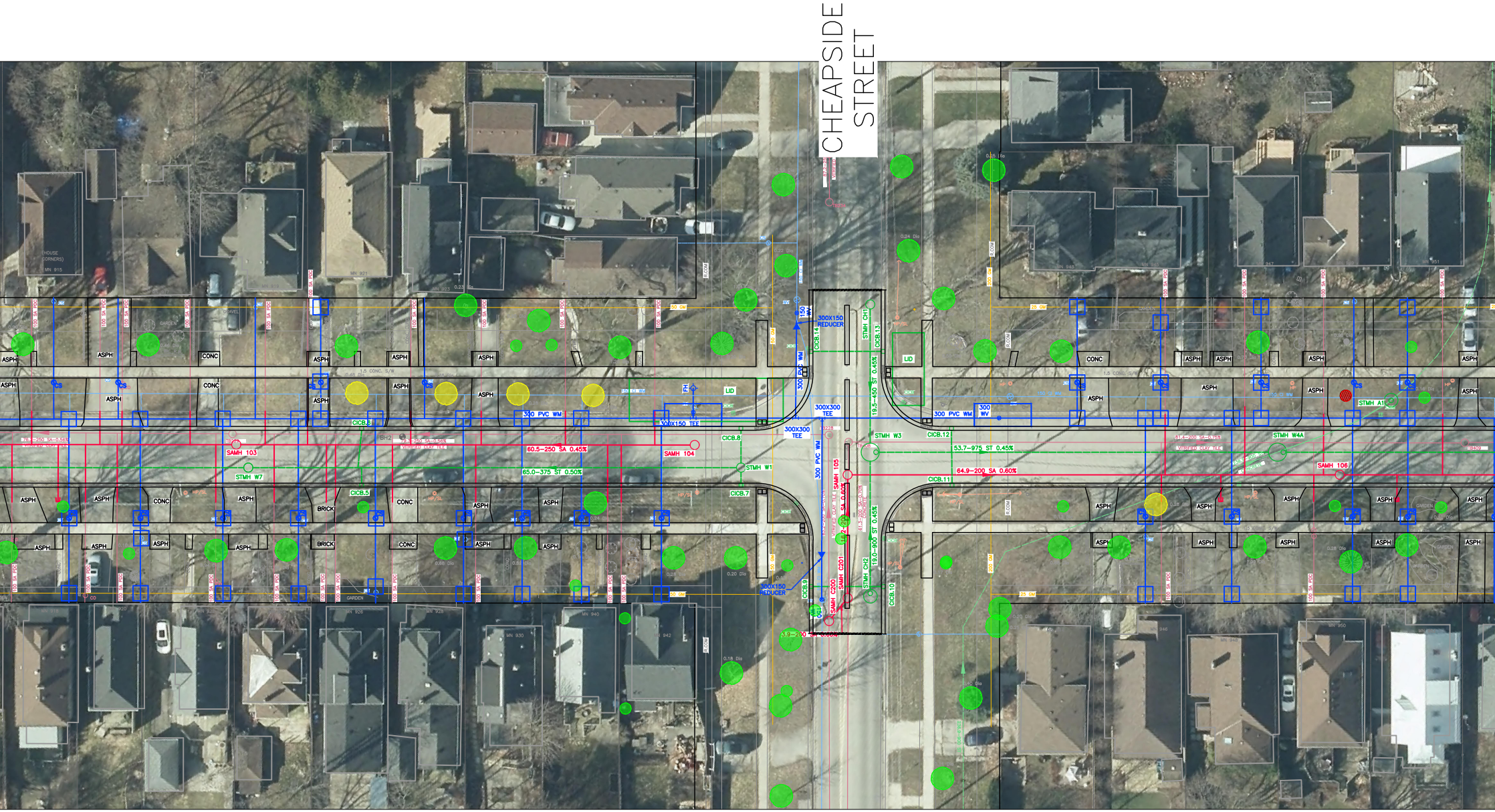
CHEAPSIDE STREET
300X150 REDUCER
150 WV
300 PVC WM
300X300 TEE
300X150 TEE
300 PVC WM
300 WV
300X150 REDUCER
SAMH 103
SAMH 104
SAMH 105
SAMH 106
SAMH C200
SAMH C201
STMH W7
STMH W1
STMH W3
STMH W4A
STMH A1
STMH CH1
STMH CH2
CICB.5
CICB.6
CICB.7
CICB.8
CICB.9
CICB.10
CICB.11
CICB.12
CICB.13
CICB.14
60.5–250 SA 0.45%
65.0–375 ST 0.50%
53.7–975 ST 0.45%
64.9–200 SA 0.60%
19.5–450 ST 0.45%
19.0–900 ST 0.45%
LID
FH
BH2
ASPH
CONC
BRICK
GARDEN
1.5 CONC. S/W
100 SA PDC

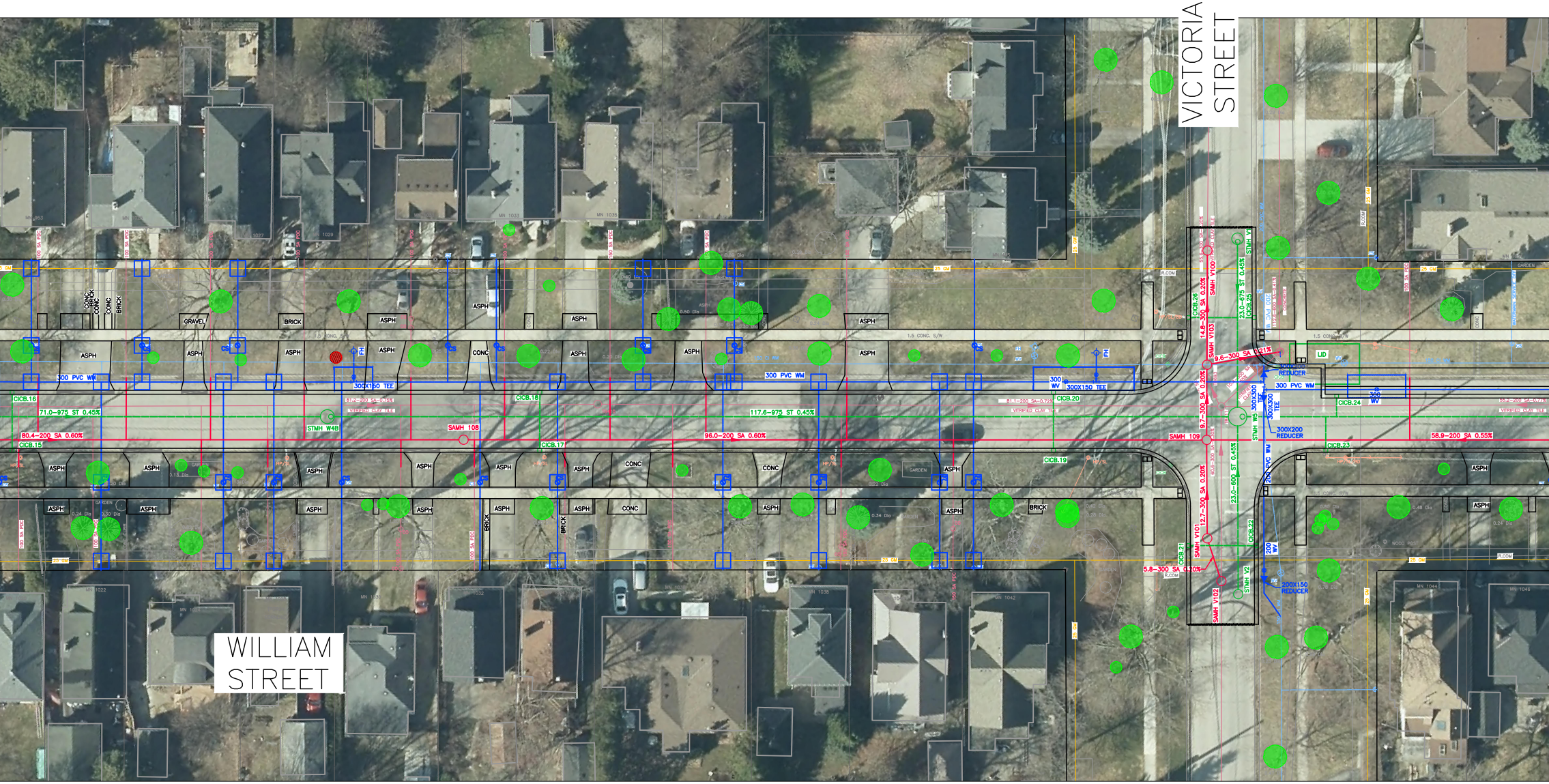
VICTORIA STREET
WILLIAM STREET
300 PVC WM
300X150 TEE
CICB.16
71.0-975 ST 0.45%
80.4-200 SA 0.60%
CICB.15
STMH W4B
SAMH 108
CICB.18
CICB.17
117.6-975 ST 0.45%
96.0-200 SA 0.60%
CICB.20
CICB.19
300 WV
300X150 TEE
SAMH 109
SAMH V100
14.8-300 SA 0.20%
SAMH V103
9.6-300 SA 0.21%
9.7-300 SA 0.20%
12.7-300 SA 0.20%
SAMH V101
5.8-300 SA 0.20%
SAMH V102
STMH V1
23.0-675 ST 0.45%
CICB.25
CICB.26
STMH W5
23.0-600 ST 0.45%
CICB.22
CICB.21
STMH V2
300X200 REDUCER
300X300 TEE
200 PVC WM
200 WV
200X150 REDUCER
CICB.24
CICB.23
58.9-200 SA 0.55%
LID
1.5 CONC. S/W
FH
ASPH
CONC
BRICK
GRAVEL

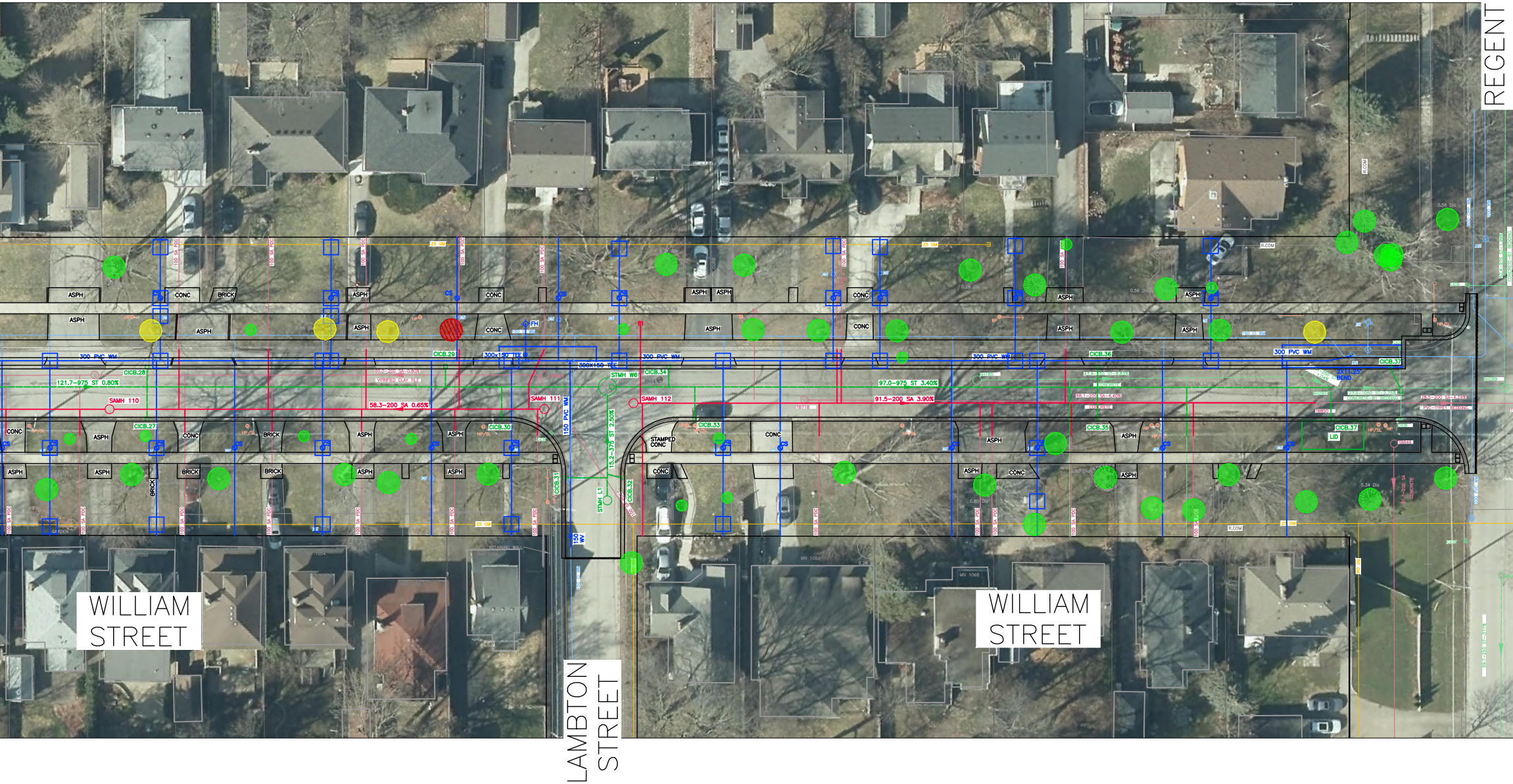
REGENT
WILLIAM STREET
WILLIAM STREET
LAMBTON STREET
300 PVC WM
300 PVC WM
300 PVC WM
300 PVC WM
300x150 TEE
300X150 TEE
150 PVC WM
150 WV
FH
CS
121.7–975 ST 0.80%
SAMH 110
58.3–200 SA 0.65%
60.0–200 SA–0.80%
VITRIFIED CLAY TILE
SAMH 111
SAMH 112
STMH W6
BH4
15.2–375 ST 2.50%
STMH L1
97.0–975 ST 3.40%
91.5–200 SA 3.90%
43.4–450 ST–6.63%
CONCRETE
68.1–200 SA–4.40%
CONCRETE
23.5–1050 ST–2.75%
CONCRETE–B1 BEDDING
28.5–200 SA–4.29%
PVC–TYPE1 BEDDING
2X11.25° BEND
TB718
CICB.27
CICB.28
CICB.29
CICB.30
CICB.31
CICB.32
CICB.33
CICB.34
CICB.35
CICB.36
CICB.37
CICB.37
LID
ASPH
CONC
BRICK
STAMPED CONC
HP/SL
HP
BP
25 GM
100 SA PDC
R.COM

LEGEND

☐	SENDING/RECEIVING PIT
—	WATERMAIN SERVICE
—	SANITARY SERVICE

LEGEND

●	TREE MAINTAINED
●	TREE MAINTAINED WITH CONSTRUCTION IMPACT
●	TREE REMOVED

SCALE – 1 : 250

2.5 0 5

DILLON CONSULTING

No.	ISSUED FOR

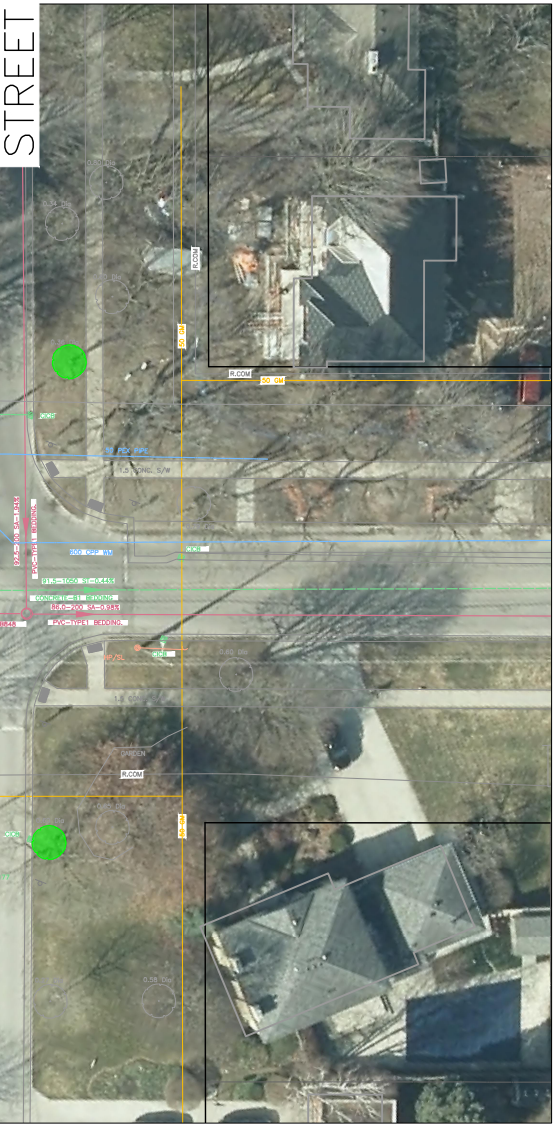
STREET
0.80 Dia
0.34 Dia
R.COM
0.80 Dia
0.36 Dia
50 GM
R.COM
50 GM
CICB
50 PEX PIPE
1.5 CONC. S/W
92.5-200 SA-1.94%
PVC-TYPE1 BEDDING.
0.76 Dia
800 CPP WM
CICB
91.5-1050 ST-0.44%
CONCRETE-B1 BEDDING
88.0-200 SA-0.98%
8848
PVC-TYPE1 BEDDING.
HP/SL
CICB
0.60 Dia
1.5 CONC. S/W
GARDEN
R.COM
0.65 Dia
0.60 Dia
CICB
50 GM
0.77 Dia
0.58 Dia

			DESIGN JST	REVIEWED BY JDJ
			DRAWN JST	CHECKED BY NCG
			DATE OCT 2024	
	DATE	BY	SCALE 1:250	

WILLIAM STREET RECONSTRUCTION

FROM GROSVENOR STREET TO
REGENT STREET

PROJECT NO.
23-6707

SHEET NO.
RP1